

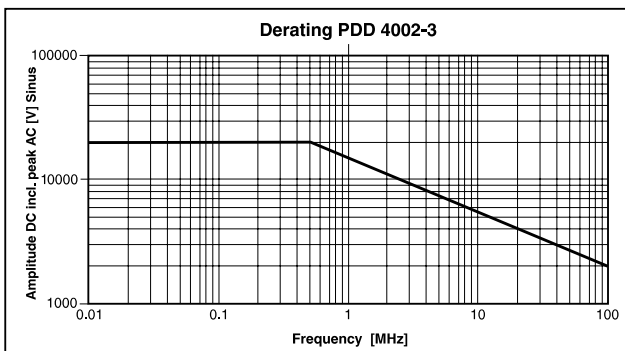
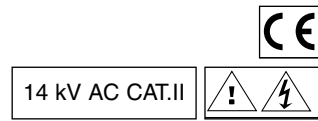
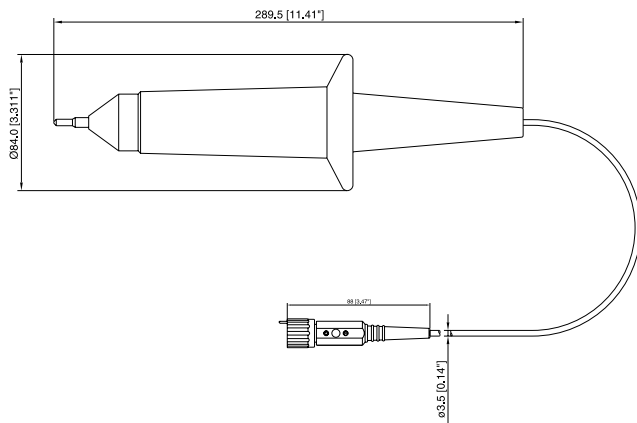
PDD 4002



Differential probes with a voltage range of 14 kV AC rms, 20 kV DC incl. pkAC and 40 kV Peak Pulse

This divider pair in combination with differential amplifier or oscilloscope with differential inputs can be used on applications such as large drives testing or floating measurements. Supplied in an rigid case.

- Voltages up to 40 kV Peak Pulse, 20 kV DC incl. pkAC, 14 kV AC rms CAT.II
- System Bandwidth 100 MHz
- System Rise Time <3.5 nsec
- DC Fine Adjustment (up to 0.01 % difference)
- LF and HF CMRR Adjustment
- VCR: <0.4 ppm / V
- Optional 0.1 ppm/V



Accessory Pack includes:

PDD 4002 2 each - screw tips with 4 mm connector (mounted in the Probe), screw hooks, Ground Leads 15 cm (7"), 1 Trimmer Tool

Optional Accessories:

- Different divider ratio available please contact factory.
- Cable length up to 12 meter (reduction of bandwidth)
- Additional probe cable insulation
 - Silicone insulation
 - External insulation of the probe cable >20kV breakdown
 - Dirty environment
- Special steel cable for improved mechanical stability
- Readout option

Model	Part No	Attenuation	Input Impedance		System-Bandwidth [MHz] (-3dB)	Rise Time [nsec]	Cable-length [m]	Comp. Range [pF]	Max. Input Voltage [kV]		Impulse Peak
			R[MΩ]	C[pF]					CAT II AC _{rms}	VDC incl. pkAC	
PDD 4002-3	884-002-000	X 1000	100	<2.5	100	<3.5	3	10 ... 50	14	20	40

Specifications subject to change without notice.